





MODEL SV108 E F GG22 HCM10

Bifacial



Premium quality



Power output
range 420-430 Wp



100% EL testing



Mechanical load
up to 5400 Pa



Module efficiency
up to 22,02%



Positive power
tolerance -0/+5 W



EN IEC 61215-1,-1-1,-2
EN IEC 61730-1,-2

Warranty:

30 years manufacturing defects

15 years limited,
92,5% output power

30 years limited,
86,5% output power



Electrical parameters at Standard Test Conditions (STC)				
MODEL		SV108-420 E F GG22 HCM10	SV108-425 E F GG22 HCM10	SV108-430 E F GG22 HCM10
Peak power P_{MPP}	[W]	420	425	430
Peak power tolerance	[W]		-0/+5	
Short circuit current I_{SC}	[A]	14,15	14,23	14,31
Open circuit voltage V_{OC}	[V]	37,89	38,07	38,25
Rated current I_{MPP}	[A]	13,40	13,48	13,56
Rated voltage V_{MPP}	[V]	31,36	31,55	31,73
Current and voltage tolerance	[%]		± 3	
Module efficiency	[%]	21,51	21,76	22,02

STC: 1000W/m² irradiance, 25 °C cell temperature, AM1, 5 g spectrum according to EN 60904-3
Average relative efficiency reduction of 3,4 % at 200 W/m² according to EN 60904-1

Electrical parameters at Nominal Module Operating Temperature (NMOT)				
MODEL		SV108-420 E F GG22 HCM10	SV108-425 E F GG22 HCM10	SV108-430 E F GG22 HCM10
Peak power P_{MPP}	[W]	318,0	321,8	325,6
Short circuit current I_{SC}	[A]	11,43	11,50	11,56
Open circuit voltage V_{OC}	[V]	36,0	36,2	36,3
Rated current I_{MPP}	[A]	10,67	10,73	10,78
Rated voltage V_{MPP}	[V]	29,8	30,0	30,2

NMOT: module operating parameters at 800 W/m² irradiance, 20 °C ambient temperature, 1 m/s wind speed

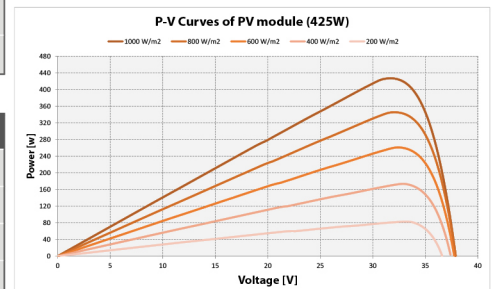
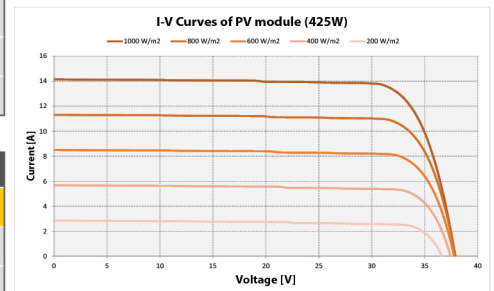
Electrical parameters at Bifacial Name Plate Irradiance (BNPI)				
MODEL		SV108-420 E F GG22 HCM10	SV108-425 E F GG22 HCM10	SV108-430 E F GG22 HCM10
Peak power P_{MPP}	[W]	462	468	473
Short circuit current I_{SC}	[A]	15,68	16,25	15,86
Open circuit voltage V_{OC}	[V]	37,89	38,07	38,25
Rated current I_{MPP}	[A]	14,73	14,83	14,91
Rated voltage V_{MPP}	[V]	31,36	31,55	31,73

BNPI: 1000 W/m² irradiance on module front size and 135 W/m² irradiance on module rear side

MECHANICAL DATA		
Dimensions (H x W x D)	[mm]	1722 x 1134 x 30
Weight	[kg]	24,3
Solar cells / efficiency		108 cells, mono-Si, 182x91 mm +/- 1 mm, > 24%
Cells encapsulation		POE
Front		Tempered solar glass, 2,0 mm
Back		semi-tempered glass 2,0 mm
Frame		Black anodized aluminum frame with twin-wall profile and drainage holes
Junction box		min. IP68 with 3 Bypass diodes
Cable and connectors		Solar cable 4 mm ² , length \geq 1000 mm, MC4 compatible connectors

OPERATING CONDITIONS		
Temperature range	[°C]	-40 to +85
Maximum system voltage	[V]	1500
Max. series fuse rating		30A
Limiting reverse current		25A
Maximum surface load capacity		5400 Pa (Snow load)
Resistance against hail		Max. diameter of 25 mm with impact speed 23 m/s

THERMAL CHARACTERISTICS		
Temperature coefficient of P_{MPP}	[%/K]	-0,289
Temperature coefficient of I_{SC}	[%/K]	0,045
Temperature coefficient of V_{OC}	[%/K]	-0,244



PACKAGING		
Quantity/Pallet	pcs	36
Truck	pcs	936

